



*Gondia Education Society's*

**J.M.PATEL ARTS, COMMERCE & SCIENCE COLLEGE, BHANDARA – 441904**

Dear Parents/Students,

Please find herewith the details of the ONLINE ADMISSION PROCESS. We hope this will help you in completing the Registration process without any problem. First, you have to complete the University Registration Process and then complete the Registration on the College Portal using the ARN. The process being ONLINE, you need not come to the College.

However, In case of any difficulty you can contact our programme-wise HELP DESK. The Staff concerned will help you in completing the REGISTRATION PROCESS.

**HELP DESK TIMINGS : 9 a.m. – 2 p.m. (on all working days)**

**B.Sc/B.Voc (SD) - HELP DESK VENUE : COMPUTER SCIENCE LAB**

**BBA/BCCA - HELP DESK VENUE : COMPUTER SCIENCE LAB**

**B.Com/B.Voc (RM) - HELP DESK VENUE : COMMERCE COMPUTER LAB (MAIN BUILDING)**

**B. A. - HELP DESK VENUE : LANGUAGE LAB (MAIN BUILDING)**

Do make it convenient to read the instructions carefully before you start filling up the forms. Hope you will be able to complete the process without any problem.

**Dr. Vikas Dhomne**

Principal

J. M. Patel College, Bhandara



Gondia Education Society's

**J.M. PATEL ARTS, COMMERCE & SCIENCE COLLEGE, BHANDARA - 441904**

NAAC Re-accredited 'B' Grade (3rd Cycle) ★ Awarded 'College with Potential for Excellence' Status (Phase II) by UGC  
RTMNU recognised 'Centre for Higher Learning & Research' ★ Awarded 'Star College Scheme' by DBT, Govt of India



**ADMISSION OPEN FOR FIRST YEAR - UNDERGRADUATE PROGRAMMES - ACADEMIC SESSION 2020-2021**

### PROGRAMMES OFFERED

**B.A.**

**B.Com (Marathi)**

**B.Com (English)**

**B.Sc**

**B.B.A**

**B.Voc (SOFTWARE)**

**B.C.C.A**

**B.Voc (RETAIL MANAGEMENT)**

### ONLINE ADMISSION PROCESS

The admission process will be conducted online. Students have to first register on the university portal and generate the **Admission Registration Number (ARN)** and then register on the college portal.

LINK FOR REGISTERING ON UNIVERSITY PORTAL - <https://rtmnu.university/>  
FOR REGISTERING ON THE COLLEGE PORTAL, VISIT - <https://jmpatelcollege.com/>

**NOTE: It is mandatory to generate the Admission Registration Number (ARN).  
Students without ARN will not be able to register on the college portal.**

### ADMISSION SCHEDULE

- |  |   |
|--|---|
| 1. Registration on RTMNU Site  | : 17.07.2020 to 12.08.2020  |
| 2. Last date for Submission of Application Form to the College Portal along with ARN Slip    | : Up to 14.08.2020  |
| 3. Display of Merit List & Waiting List on College website                                   | : 17.08.2020 after 12.00 noon   |
| 4. Finalization of Admission from Merit List & submission of original documents in College   | : 20.08.2020 to 24.08.2020  |
| 5. Finalization of Admission from Waiting List & submission of original documents in College | : 25.08.2020 to 28.08.20  |
| 6. Counseling & Spot Admission (If necessary)  | : Till last date of admission prescribed by the University against vacant seats |

### ADMISSION COMMITTEE IN-CHARGES

- |   |  |
|---|--|
| 1) Prof. Sumant Deshpande (Arts) 9422830921 | 2) Dr. Rahul Mankar (Commerce) 9423113607              |
| 3) Dr. D.I. Shahare ( Science ) 9421712844  | 4) Dr. Prashant Manusmare ( B.B.A. & BCCA ) 8788948903 |
| 5) Dr. S.R. Sharma - B.Voc. ( SD)           | 6) Dr. Anand Muley (B.Voc. (RM) 9822333188             |

In case of any difficulty, the students can contact the HELP DESK for assistance in Registration for the programmes in the college

**DR. VIKAS DHOMNE**

Principal  
J. M. Patel Arts, Commerce  
& Science College,  
Bhandara



*Gondia Education Society's*  
**J.M. PATEL ARTS, COMMERCE & SCIENCE COLLEGE**  
**BHANDARA – 4419104**

( Affiliated to Rashtrasant Tukadoji Maharaj Nagpur University, Nagpur)

**GUIDELINES FOR U.G. (B.A./B.Com/B.Sc./B.B.A./B.C.C.A/B.Voc) ADMISSIONS: 2020-21**

**STEP 1 : REGISTRATION ON UNIVERSITY PORTAL**

1. Register on RTMNU admission Portal: <https://rtmnu.university/>
2. Note & Retain the Admission Registration Number (ARN) in PDF for further communication.
3. Note that students with **ARN** can only apply for UG admission.

**STEP 2: APPLYING TO J.M. PATEL COLLEGE, BHANDARA.**

Click on: <https://jmpatelcollege.com/>

1. If the website is slow go to : <https://enrolonline.mastersofterp.in/?collcode=JMPCB>
2. Under student login, click on **"REGISTER NOW"**. Register yourself & create the LOG-IN details. **REMEMBER THE LOG- IN DETAILS** for further use.  
(LOG-IN ID & PASSWORD should be of minimum 6 characters and a combination of LETTERS & NOs. Ex. rajiv2000)
3. Enter your LOG-IN details & Click on SIGN-IN and then on **"CONTINUE"**.
4. Enter all relevant & authentic information, **UPLOAD THE REQUIRED DOCUMENTS** (Max size 200 KB per doc in PDF/ JPG/PNG/GIF), **PHOTOGRAPH** (Max size 500 KB in JPG/PNG/GIF ONLY) & **SIGNATURE** (Max size 300 KB in JPG/PNG/GIF ONLY)
5. **For B.Sc. programme**, students can select/add up to **4 group of preferences** in the registration form. Separate registrations have to be done for B.Com. (Marathi Medium) & B.Com. (English Medium)
6. Complete the registration by clicking on **"CONFIRM APPLICATION"** only if all required information is filled.
7. **NO CHANGE CAN BE MADE AFTER FINAL SUBMISSION. TAKE THE PRINTOUT** of the application form.
8. **DISPLAY OF MERIT LIST** on college website: <https://jmpatelcollege.com/> **ON 17.08.2020 AFTER 12.00 NOON.**
9. **For finalization of admission process report to the college with ORIGINAL DOCUMENTS AND THEIR PHOTOCOPIES BETWEEN 20.08.2020 TO 24.08.2020.**
10. Using one LOGIN details, only one application can be made. If you want to make multiple applications for different courses, you need to register separately on college portal using new log in details for each course.
11. Kindly Check: <https://rtmnu.university/> for all details related to the admission process.

**ADMISSION COMMITTEE – INCHARGES**

- |   |  |
|---|--|
| 1) Prof. Sumant Deshpande (ARTS) : 9422830921 | 2) Dr. Rahul Mankar (COMMERCE) : 9423113607                |
| 3) Dr. D.I. Shahare (SCIENCE) : 9421712844    | 4) Dr. Prashant Manusmare (B.B.A. & B.C.C.A.) : 8788948903 |
| 5) Dr. S.R. Sharma (B.Voc. S.D.) : 9423114730 | 6) Dr. Anand Muley (B.Voc. R.M.) : 9822333188              |

**DR. VIKAS DHOMNE**  
**PRINCIPAL**



गोंदिया शिक्षण संस्था द्वारा संचालित

# जे.एम.पटेल कला,वाणिज्य व विज्ञान महाविद्यालय,भंडारा

Re-accredited 'B' Grade by NAAC ● Awarded 'College with Potential for Excellence' status (Phase II) by UGC

● R.T.M. Nagpur University recognized 'Centre for Higher Learning & Research' ● Awarded Star College Scheme by DBT,GOI

07184 – 252364, 256883 (R) 252288 Fax : 07184 -253268 Email : principaljmpc@rediffmail.com website : www.jmpatelcollege.com

## प्रथम वर्ष प्रवेश प्रक्रिया:2020–2021

**B.A**

**B.Com.(Mar)**

**B.Com.(Eng)**

**B.Sc**

**B.B.A.**

**B.C.C.A.**

**B.Voc.(SD)**

**B.Voc.(RM)**



राष्ट्रसंत तुकडोजी महाराज नागपूर विद्यापीठ, नागपूर च्या आदेशानुसार पदवी प्रथम वर्षाला प्रवेश घेणाऱ्या विद्यार्थ्यांना कळविण्यात येते की 2020–21 या शैक्षणिक सत्राकरिता विविध पदवी अभ्यासक्रमासाठी विद्यापीठाच्या <https://rtmnu.university> या पोर्टलवर 12 ऑगस्ट 2020 पर्यंत ऑनलाईन रजिस्ट्रेशन करणे आवश्यक आहे. महाविद्यालयात रजिस्ट्रेशन करण्याची अंतीम तारीख 14 ऑगस्ट 2020 आहे.

### Step-1

#### विद्यापीठ रजिस्ट्रेशन प्रक्रिया :

- 1) <https://rtmnu.university> पोर्टलवर रजिस्ट्रेशन करून User ID & Password प्राप्त करावा
- 2) लॉग इन करून प्रवेश फॉर्ममध्ये आवश्यक माहिती भरावी
- 3) दहावी व बारावीच्या मार्कलिस्टची स्कॅन केलेली कॉपी अपलोड करावी
- 4) नसल्यास बोर्डाच्या अधिकृत वेबसाईटवरून डाउनलोड केलेली सॉफ्ट कॉपी अपलोड करता येईल
- 5) माहिती सेव्ह करून फॉर्म सबमिट करावा. (आपला ईमेल आयडी तयार असल्याची खात्री करावी.)
- 6) अॅडमिशन रजिस्ट्रेशन नंबर (ARN) च्या प्रिंट सोबत pdf फाईल मोबाईल किंवा पेन ड्राइव्ह मध्ये महाविद्यालयाच्या रजिस्ट्रेशन प्रक्रियेसाठी सेव्ह करावी.

### Step-2

#### महाविद्यालय रजिस्ट्रेशन प्रक्रिया :

ईमेल किंवा मोबाईलवर आलेला अॅडमिशन रजिस्ट्रेशन नंबर व अॅडमिशन फॉर्मची प्रिंट घेवून महाविद्यालयाची वेबसाईट [www.jmpatelcollege.com](http://www.jmpatelcollege.com) वर जावून खालील लिंक वर क्लिक करावे <https://enrolonline.mastersofterp.in/?collcode=JMPCB> योग्य माहिती लक्षपूर्वक भरावी व खालील कागदपत्रे स्कॅन करून अपलोड करावीत.

- 1) 10 वी 12 ची गुणपत्रिका
- 2) गॅप असल्यास गॅप प्रमाणपत्र
- 3) जातीचे प्रमाणपत्र
- 4) आधार कार्ड
- 5) पासपोर्ट आकाराचा फोटो व सही स्कॅन करून अपलोड करावीत.
- 6) अॅडमिशन रजिस्ट्रेशन नंबर (ARN) च्या प्रिंट किंवा pdf
- 7) एकापेक्षा जास्त अभ्यासक्रमांसाठी आवेदन करतांना वेगळ्या युजर आयडी वरून रजिस्ट्रेशन करावे. बीएस्सी करिता कोणत्याही चार ग्रुपचे पर्याय निवडता येईल.

**प्रवेश प्रक्रियेसाठी महाविद्यालयात मदत केंद्र :** 1) B.Sc./BBA/BCCA कॉम्प्युटर सायन्स सेक्टर

2) B.Com. कॉमर्स कॉम्प्युटर लॅब 3) B.A. लॅंग्वेज लॅब

#### Admission Committee In-charges :

- 1) Prof.Sumant Deshpande (Arts) 9422830921
- 2) Dr.Rahul Mankar (Commerce) 9423113607
- 3) Dr. D.I.Shahare ( Science ) 9421712844
- 4) Dr.Prashant Manusmare ( B.B.A.& BCCA ) 8788948903
- 5) Dr.S.R.Sharma - B.Voc.( SD ) -9423114730
- 6) Dr.Anand Muley (B.Voc.(RM) 9822333188

प्राचार्य  
डॉ.विकास डोमणे

**For First Year Admission First  
Register Your Details On The  
Following Link**

<https://rtmnu.university>



# Click on New Student Registration tab.

The screenshot shows the website for Rashtrasant Tukadoji Maharaj Nagpur University (RTMNU). The header includes the university's name and logo. Below the header, a black banner reads "UG ADMISSION REGISTRATION 2020". The main content area features a blue button labeled "Click Here for New Student Registration", which is highlighted by a red arrow. To the right of this button are three links: "Steps for Admission Process", "Notification Regarding Admission Procedure", and "Important Notice for College kindly login with your college portal credentials for UG admission 2020". Below the button are two tabs: "Student" and "College". The "Student" tab is active, showing a login form with fields for "USERNAME:" (Username) and "PASSWORD:" (Password), a "LOG IN" button, and a "Forgot Password?" link. At the bottom, there is a green box with the text "For any Technical queries please contact on" followed by a redacted contact number. The footer shows the URL "https://rtmnu.university/Registration.aspx" and a Windows taskbar with the date "21/07/2020".

RTMNU

rtmnu.university

Rashtrasant Tukadoji Maharaj Nagpur University

UG ADMISSION REGISTRATION 2020

Click Here for New Student Registration

Student College

LOGIN

USERNAME:  
Username

PASSWORD:  
Password

LOG IN

Forgot Password?

For any Technical queries please contact on

Activate Windows  
Go to Settings to activate Windows.

https://rtmnu.university/Registration.aspx

2:25 PM  
21/07/2020

**COMPLETE THE FURTHER PROCESS STEP BY STEP TILL ARN IS GENERATED**

Form with ARN number will be generated as follows. Take a printout or otherwise save a copy on your mobile.

RTMNU x https://rtmnu x https://rtmnu x https://rtmnu x vmvad.synch x ARN.pdf x Gmail x ARN.pdf x Student Logi x + - [Icons]


rtmnu.university/PrintReport.aspx

**RASHTRASANT TUKDOJI MAHARAJ NAGPUR UNIVERSITY, NAGPUR**  
UG ADMISSION REGISTRATION 2020

ADMISSION REGISTRATION NUMBER(ARN) : [Redacted]

APPLICATION FOR ADMISSION TO BACHELOR OF COMPUTER APPLICATION COURSE FOR ACADEMIC YEAR 2020-2021

1. First Name	[Redacted]
2. Middle Name	[Redacted]
3. Last Name	[Redacted]
4. Father's/Husband Name	[Redacted]
5. Mother Name	[Redacted]
6. Gender	[Redacted]
7. Date of Birth	[Redacted]
9. Physical Type	[Redacted]
10. Religion	[Redacted]
11. Caste Category	[Redacted]
12. Caste	[Redacted]
13. Nationality	[Redacted]
14. Stream	[Redacted]



15. Examination Passed	Marks obtain	Out of marks	Percentage	Year of Passing
SSC	[Redacted]	[Redacted]	[Redacted]	[Redacted]
HSC	[Redacted]	[Redacted]	[Redacted]	[Redacted]

16. List of attached attested documents:

1. Caste Certificate	N	7. College Leaving Certificate	N
2. Caste Validity certificate	N	8. Gap Certificate	N
3. SSC Mark list	Y	9. Non Creamy Layer Certificate	N
4. SSC Certificate	N	10. Sports/Games Participation Certificate	N
5. HSC Marklist	Y	11. Domicile certificate	N
6. Undergraduate degree Marklist/ Certificate	N	12. Physical Disability Certificate	N
13. Non Creamy Layer Receipt	N		

17. Address for communication (In block letter only)		[Redacted]
Contact No.(Mobile)	[Redacted]	E-mail ID [Redacted]

I here by declare that,

I have read all the rules of admission and on understanding these rules I have filled this application form for consideration of submission of application form for the admission for the academic year 2020-2021. The information given by me in this application is true and complete to the best of my knowledge & belief. If at letter stage it is found that I have furnished wrong information and submitted false certificate(s), I am aware that my admission stands cancelled and fees paid by me will forfeited. Further I will be subject to legal & or penal action as per the provision of the law.

Date: [Redacted]  
Place: [Redacted]

Activate Windows  
Go to Settings to activate Windows.

12:47 PM  
22/07/2020

**You Can Apply for Multiple Courses  
To Do So Click on “Apply Course”  
Choose another course from list  
Another ARN No will generated.**

**Click on “Preview Application” to  
generate ARN for this newly selected course.**

RTMNU x https://rtmnu x https://rtmnu x https://rtmnu x vmvad.synch x ARN.pdf x Gmail x ARN.pdf x Student Logi x +

rtmnu.university/PrintReport.aspx

**RASHTRASANT TUKDOJI MAHARAJ NAGPUR UNIVERSITY , NAGPUR**  
**UG ADMISSION REGISTRATION 2020**

**ADMISSION REGISTRATION NUMBER(ARN) :** [REDACTED]

**APPLICATION FOR ADMISSION TO BACHELOR OF COMPUTER APPLICATION COURSE FOR ACADEMIC YEAR 2020-2021**

1.First Name	[REDACTED]
2.Middle Name	[REDACTED]
3.Last Name	[REDACTED]
4.Father's Husband Name	[REDACTED]
5.Mother Name	[REDACTED]
6.Gender	[REDACTED]
7.Date of Birth	[REDACTED]
9.Physical Type	[REDACTED]
10.Religion	[REDACTED]
11.Caste Category	[REDACTED]
12.Caste	[REDACTED]
13.Nationality	[REDACTED]
14.Stream	[REDACTED]

15. Examination Passed	Marks obtain	Out of marks	Percentage	Year of Passing
SSC	[REDACTED]	[REDACTED]	[REDACTED]	[REDACTED]
HSC	[REDACTED]	[REDACTED]	[REDACTED]	[REDACTED]

**16.List of attached attested documents**

1.Caste Certificate	N	7.College Leaving Certificate	N
2.Caste Validity certificate	N	8.Gap Certificate	N
3.SSC Mark list	Y	9.Non Creamy Layer Certificate	N
4.SSC Certificate	N	10.Sports/Games Participation Certificate	N
5.HSC Marklist	Y	11.Domicile certificate	N
6.Undergraduate:degree Marklist/Certificate	N	12.Physical Disability Certificate	N
13.Non Creamy Layer Receipt	N		

<b>17.Address for communication (In block letter only)</b>	[REDACTED]		
Contact No.(Mobile)	[REDACTED]	E-mail ID	[REDACTED]

I here by declare that,

I have read all the rules of admission and on understanding these rules ,I have filled this application form for consideration of submission of application form for the admission for the academic year 2020-2021.The information given by me in this application is true and complete to the best of my knowledge & belief.If at letter stage,it is found that I have furnished wrong information and submitted false certificate(s),I am aware that my admission stands cancelled and fees paid by me will forfeited.Further I will be subject to legal &/or penal action as per the provision of the law.

Date: [REDACTED]  
Place: [REDACTED]

Activate Windows  
Go to Settings to activate Windows.

12:47 PM  
22/07/2020

**After generating ARN you can apply for admission in ANY college.**



*Gondia Education Society's*  
**J.M. PATEL ARTS, COMMERCE & SCIENCE COLLEGE**  
**BHANDARA – 441904 (M.S.)**

**STEP BY STEP GUIDE FOR FIRST YEAR COLLEGE ADMISSION  
REGISTRATION 2020-21**

**STEP - I**



J M PATEL ARTS, COMMERCE & SCIENCE COLLEGE  
Bhandara

**Online Registration**

**NOTICE**

Important dates for Online  
Registration/Application

COURSE	START DATE	END DATE
BVOC (SD) - 1	22/07/2020	14/08/2020
BVOC (RM) - 1	22/07/2020	14/08/2020
BCOM (ENG) - 1 SEM	22/07/2020	14/08/2020

[STUDENT LOGIN](#)

[INSTITUTE LOGIN](#)

User name

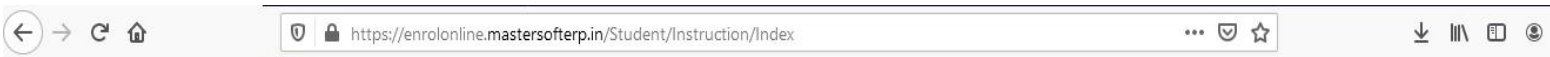
Password

[Register Now](#)

[Forgot Password](#)

[SIGN IN](#)

**STEP - II**



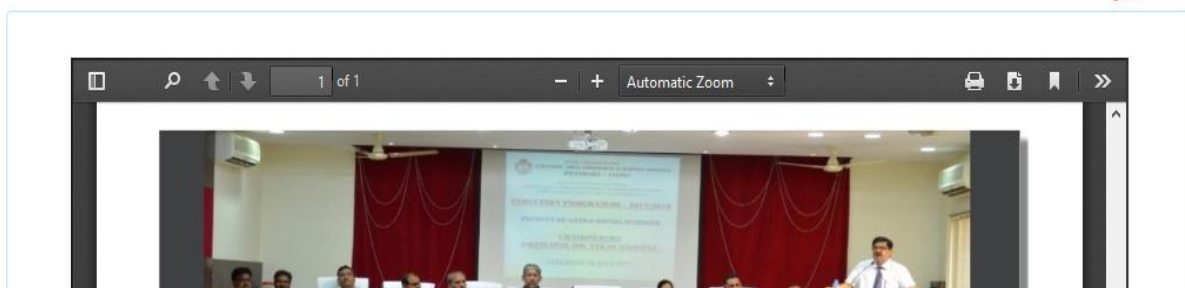
J M PATEL ARTS, COMMERCE & SCIENCE COLLEGE  
Bhandara

**INSTRUCTIONS**

[Logout](#)

**CLICK ON**

[Continue](#)



### STEP – III

← → ↻ 🏠

🔒 https://enrolonline.mastersofterp.in/Student/PersonalDetails/Index

⋮ 🛡️ ☆

⬇️ 📄 🖨️ 🗑️

MasterSoft Cloud

Hello, ajaydeo

Personal Info

Contact Details

Qualifying Exam Details

Education Details

Document Details

Subject Details

Photo Details

Question Details

Online Registration/Application -> Personal Details

**FILL THE CORRECT PERSONAL INFO & THEN CLICK ON "SAVE & NEXT"**

Note: \* Marked Fields Are Mandatory !

Basic Course *	Please Select	Father's First Name *	Enter Father's First Name
Course *	Please select course	Father's Middle Name *	Enter Father's Middle Name
Title *	Please Select	Father's Last Name *	Enter Father's Last Name
Last Name/Surname *	Enter Last Name	Father's Name	Enter Father's Name
First Name *	Enter First Name	Father's Name (Local Language)	Enter Father's Name In Local Language
Middle Name *	Enter Middle Name	Father's Occupation	Please Select
Last Name/Surname			

### STEP - IV

← → ↻ 🏠

🔒 https://enrolonline.mastersofterp.in/Student/AddressDetails/Index

⋮ 🛡️ ☆

⬇️ 📄 🖨️ 🗑️

MasterSoft Cloud

Hello, ajaydeo

Personal Info

Contact Details

Qualifying Exam Details

Education Details

Document Details

Subject Details

Photo Details

Question Details

Online Registration -> Address Details

**FILL THE CORRECT DETAILS OF ADDRESS & CLICK ON "SAVE & NEXT"**

Note : \* Marked Is Mandatory !

RESIDENCE / PERMANENT ADDRESS

Permanent Address	Enter Parmanent Address	City/Village *	
		Tehsil	Enter Tehsil
Country *	Please select Country	House Number	Enter House No.
State *		Gram Panchayat	Enter Grampanchayat
District *		Pin Code *	Enter Pin Code

CORRESPONDENCE / LOCAL ADDRESS

## STEP - V

MasterSoft Cloud

Hello, ajaydeo

Personal Info

Contact Details

Qualifying Exam Details

Education Details

Document Details

Subject Details

Photo Details

Question Details

https://enrolonline.mastersofterp.in/Student/LastQualifyingExamDetails/Index

J M PATEL ARTS, COMMERCE & SCIENCE COLLEGE

Log Out

Online Registration --> Last Qualifying Exam Details

Note: \* Marked Fields Are Mandatory !

Last Exam Name \*

Please Select

School/College \*

Enter School/College Name

Total Marks \*

Enter Total Marks

Obtained Marks \*

Enter Obtained Marks

Percentage

%

Save & Next

FILL THE CORRECT DETAILS OF YOUR 12TH/HSC EXAMINATION

## STEP - VI

MasterSoft Cloud

Hello, ajaydeo

Personal Info

Contact Details

Qualifying Exam Details

Education Details

Document Details

Subject Details

Photo Details

Question Details

J M PATEL ARTS, COMMERCE & SCIENCE COLLEGE

Log Out

Online Registration -> Educational Details

Note: \* Marked Fields Are Mandatory !

Exam Name \*

SSC

Obtained Marks \*

Enter Obtained Marks

Board/University \*

Enter Board/University Name

Total Marks \*

Enter Total Marks

School/College

Enter School/College Name

Percentage

%

Year of Admission

Enter Year of Admission

Result

Enter Result (Pass/Fail)

Date of Passing

Enter Date of Passing

Credit Earned

Enter Credit Earned

Year of Passing \*


Enter Year of Passing

CGPA

Enter CGPA

FILL THE CORRECT DETAILS OF SSC/10TH

## STEP VII

  
MasterSoft Cloud

Hello, ajaydeo

Personal Info

Contact Details

Qualifying Exam Details

Education Details

Document Details

Subject Details

Photo Details

Question Details

Online Registration --> Document Details

Upload Document

Name of document

Please Select

Please Select

LEAVING / TRANSFER CERTIFICATE

MARK SHEET \*

ADHAR CARD\*

INCOME CERTIFICATE

CASTE CERTIFICATE





GAP CERTIFICATE

Upload Document


Browse...

UPLOAD THE DOCUMENTS GIVEN BELOW

Document List

Name of Document	Download	Delete
MARK SHEET		
ADHAR CARD		

## STEP VIII

  
MasterSoft Cloud

Hello, ajaydeo

Personal Info

Contact Details

Qualifying Exam Details

Education Details

Document Details

Subject Details

Photo Details

Question Details

Confirm Registration

Online Registration -> Subject Details

\* Marked Fields Are Mandatory !

Note: To see the subjects details, click on Subject or Subject Group from Subject Type.

Medium / Instruction Medium \* English

Subject Type ☒ Subject ☐ Subject Group

Subject Selection

Select Language I \* English

Select Language II \* /AEC/SEC None selected

Select Optional Subject Group \* ☐ Hindi ☐ Marathi

+ Add

SELECT ANY ONE "SECOND LANGUAGE"

## STEP IX

\* Marked Fields Are Mandatory !

Note: To see the subjects details, click on Subject or Subject Group from Subject Type.

Medium / Instruction  
Medium \*

English

Subject Type

☒ Subject

☐ Subject Group

Subject Selection

Select Language I \*

English

Select any 1 language from language I.

Select Language II \* /AEC/SEC

None selected

Select any 1 language from language II.

Select Optional Subject Group \*

Please Select

You can add 4 group preference(s).

Preference 2 : PCM  
Preference 3 : PMC/S  
Preference 1 : CBZ  
Preference 2 : MICRO-ZOO

+ Add

**ADD/SELECT ANY 4 SUBJECT GROUP PREFERENCES/ CHOICES**

## STEP X

MasterSoft Cloud

Hello, ajaydeo

- Personal Info
- Contact Details
- Qualifying Exam Details
- Education Details
- Document Details
- Subject Details
- Photo Details
- Question Details
- Confirm Registration

J M PATEL ARTS, COMMERCE & SCIENCE COLLEGE Log Out

Online Registration --> Photo and Signature Details

Student Photo

Upload Photo

Please Select Valid Image File(e.g. JPG,GIF,PNG) (Max size 500 kb)

Student Signature


Upload Sign

Please Select Valid Image File(e.g. JPG,GIF,PNG) (Max size 300 kb)

**UPLOAD YOUR "PHOTO & SIGNATURE" THEN CLICK ON " SAVE & NEXT"**

Save & Next

## STEP – XI



Hello, ajaydeo

- Personal Info
- Contact Details
- Qualifying Exam Details
- Education Details
- Document Details
- Subject Details
- Photo Details
- Question Details

Online Registration -> Questions

Note : \* Marked Is Mandatory !

Q.1 Whether registered on RTM Nagpur University website.


☒ YES

☐ NO

Q.2 Enter RTMNU Admission Registration Number.[ARN]

**ENTER YOUR ADMISSION REGISTRATION NUMBER (ARN) IN THE BOX**

## STEP – XII



Hello, ajaydeo

- Personal Info
- Contact Details
- Qualifying Exam Details
- Education Details
- Document Details
- Subject Details
- Photo Details
- Question Details

Online Registration --> Application Confirm

**Note:**

Please click on Confirm Application button for final registration.

You can not update application once confirmed.


**Note:** You can not update application once confirmed.

☒ By clicking **Confirm**, you agree to the [Terms and Conditions](#) set out by this site, including our use of Cookie .

**CONFIRM APPLICATION** PREVIEW APPLICATION

**CLICK ON " PREVIEW APPLICATION" TO CHECK YOUR DETAILS BEFORE FINAL SUBMISSION**


## STEP - XIII



MasterSoft Cloud

Hello, ajaydeo

- Personal Info
- Contact Details
- Qualifying Exam Details
- Education Details
- Document Details
- Subject Details
- Photo Details
- Question Details



J M PATEL ARTS, COMMERCE & SCIENCE COLLEGE

Log Out


Online Registration --> Application Confirm

**Note:**  
Please click on Confirm Application button for final registration.  
You can not update application once confirmed.  
**Note:** You can not update application once confirmed.

☒ By clicking **Confirm**, you agree to the [Terms and Conditions](#) set out by this site, including our use of Cookie .

CONFIRM APPLICATION

PREVIEW APPLICATION



CLICK ON THIS BUTTON TO CONFIRM  
YOUR APPLICATION